

2020 Sustainability Highlights



Executive Summary

2020 brought with it challenges that none of us could have predicted, and every business felt the impact of the COVID-19 pandemic. And, while our factories made less product, we remained steadfast in our commitment to minimize our environmental impact and decarbonize our products and company.

In 2020, Interface launched a first-of-its-kind product – [a carbon negative carpet tile](#) (cradle-to-gate) and reduced the carbon footprint of the products we sold in 2020 by an average of 10% year-over-year.

And, we did all this while maintaining our use of renewable energy at our manufacturing sites with an industry-leading 75%. We also increased the amount of recycled and bio-based materials used in the products we sell from 46% to 48%.

Carbon Negative Backings and Products

Our proudest achievement in 2020 is the production of carbon negative carpet tiles (cradle-to-gate). Interface invested in new manufacturing technology and raw materials to produce carbon negative carpet tile backings at scale and carbon negative carpet tiles in limited styles.

Building on the 2018 launch of our [Carbon Neutral Floors™](#) program, these innovations are not only key to advancing our Climate Take Back™ progress, but also a positive step toward becoming a carbon negative company.

Carbon Neutral Floors

While we chart our path to carbon negative across our product portfolio, we continue to offset all products sold through our Carbon Neutral Floors program. We continue our work to reduce the carbon footprint of each product, but offset the remaining carbon impact by investing in third-party verified carbon offsets projects. In 2020, we retired 425,000 metric tons of offsets through the program, or the equivalent of [taking 92,429 cars off the road for a year](#).

Our 25-year commitment to reducing our impact on the environment, and thus helping people, earned us a [UN Global Climate Action Award in 2020](#). Carbon Neutral Floors played a large role in garnering this recognition because of the positive social impacts achieved through the offset projects supported by the initiative. These projects include efforts to supply clean, safe water and cookstoves to rural communities in Africa and Latin America. Offsets also play an important role by funding the actions (reforestation) and technologies (solar/wind generation) that are needed to address climate change and the human health challenges associated with excess atmospheric carbon.

Additional Product Progress

We also reduced the carbon footprint of both our luxury vinyl tile (LVT) and rubber product lines. Replacing virgin raw materials with recycled and natural or bio-based options remains a priority for all of our products.

In 2019, we calculated and reported a baseline carbon footprint for our nora® rubber flooring products, and in 2020, we initiated projects to begin to reduce that carbon footprint. Just like we did with our carpet tile products so many years ago, we first focused on dematerialization – reducing the amount of raw materials required to make the product – and replacing virgin raw materials with recycled, recovered or natural materials.

In just one year, we reduced the carbon footprint of our rubber product by 14%, in part due to the increased use of natural rubber.

With our eyes on 2040, we remain focused on reporting and reducing our total carbon impact as an enterprise. We are energized by the product achievements we made in 2020 and look forward to continuing to make progress to becoming a carbon negative company by 2040.

2020 Company Carbon Footprint

498,811
metric tons CO₂e

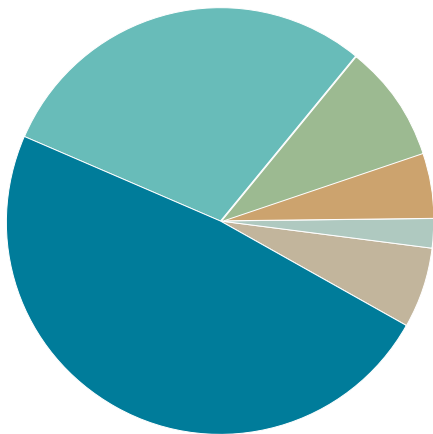
Total company emissions resulting from Scopes 1, 2 & 3

13,056
metric tons CO₂e

Company emissions resulting from Scopes 1 & 2 (2.6%)

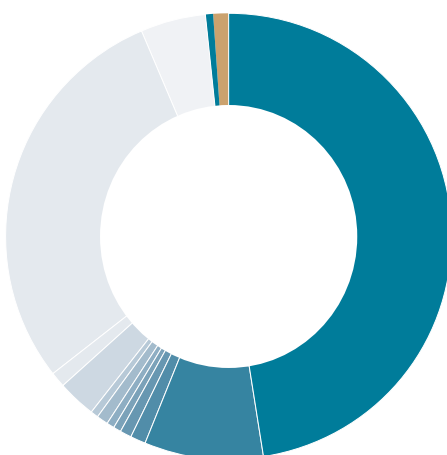
485,755
metric tons CO₂e

Company emissions resulting from Scope 3 (97.4%)



2020 Carbon Impact – 498,811 mtCO₂e

- 29% Use of sold products
- 9% Capital goods
- 5% End-of-life treatment of sold products
- 2% Downstream transportation and distribution
- 6% All other emissions
- 48% Purchased goods and services (mostly raw materials)



2020 Global GHG Emissions – 498,811 mtCO₂e

- SCOPE 1**
Direct Emissions **5,383**
- SCOPE 2**
Indirect Emissions (Market Based) **7,673**
- SCOPE 3**
Indirect Emissions **485,755**
- Category 1** – Purchased goods and services: 239,400
- Category 2** – Capital goods: 44,600
- Category 3** – Fuel- and energy-related activities: 2,880
- Category 4** – Upstream transportation and distribution: 4,670
- Category 5** – Waste generated in operations: 1,820
- Category 6** – Business travel: 615
- Category 7** – Employee commuting: 6,290
- Category 8** – Upstream leased assets: Included in Scopes 1 & 2
- Category 9** – Downstream transportation and distribution: 12,200
- Category 10** – Processing of sold products: 3,050
- Category 11** – Use of sold products: 144,700
- Category 12** – End-of-life treatment of sold products: 25,530

2020 EcoMetrics

Energy efficiency at carpet manufacturing sites **has improved by**

37%
since 1996



75%

of energy used at owned manufacturing sites is from **renewable sources**, including 100% renewable electricity



48%

of the materials in the flooring products we sell **are from recycled or bio-based sources**

Market-based GHG emissions at carpet manufacturing sites **are down**

96%

in intensity since 1996



Total water intake intensity at global carpet manufacturing sites **is down**

88%
since 1996



Waste sent to landfills from global carpet manufacturing sites **is down**

86%
since 1996

Product Impact

Product Carbon Footprint

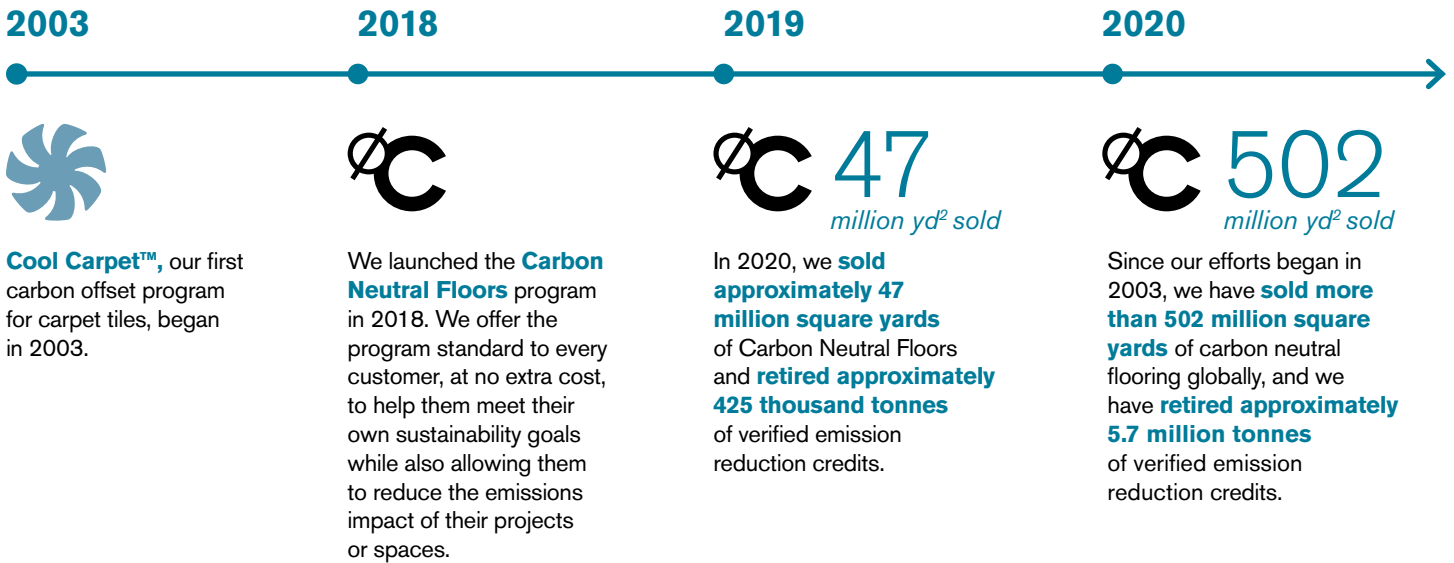


Carpet	LVT	Rubber
The average carbon footprint of our carpet is 4.8 kg CO ₂ e/m ² *	The average carbon footprint of our LVT is 8.7 kg CO ₂ e/m ² *	The average carbon footprint of our rubber flooring is 9.3 kg CO ₂ e/m ² *
↓ 76% since 1996	↓ 28% since 2018	↓ 14% since 2019

*Cradle-to-gate sales weighted averages
LVT carbon footprint decrease is due to more detailed information in our life cycle assessment.

Carbon Neutral Floors

We sell flooring products — including carpet tile, LVT and nora rubber — that are carbon neutral across their full product life cycle through our third-party verified Carbon Neutral Floors program. New in 2019, we expanded the program to include our nora rubber flooring products.



Learn more about our sustainability efforts:

interface.com/climatetakeback

sustainability@interface.com

interface.com/carbonnegative